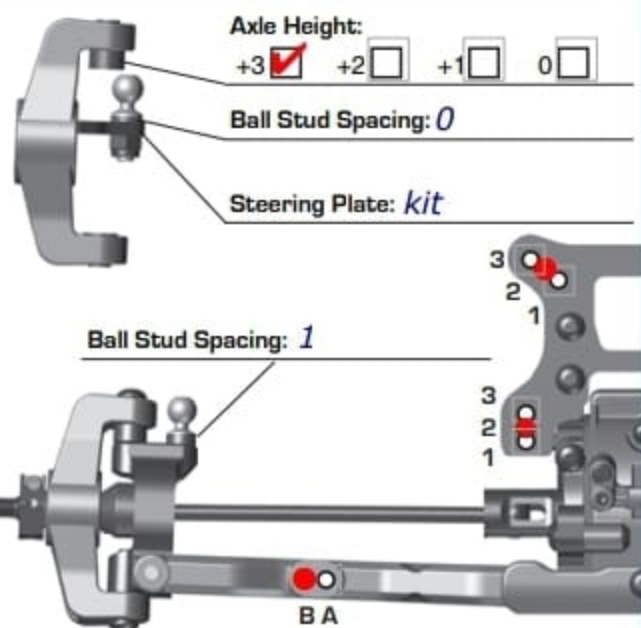
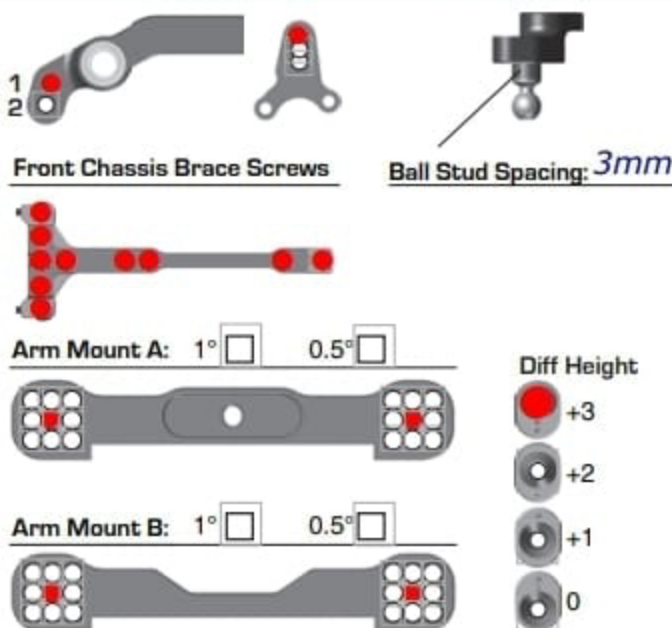


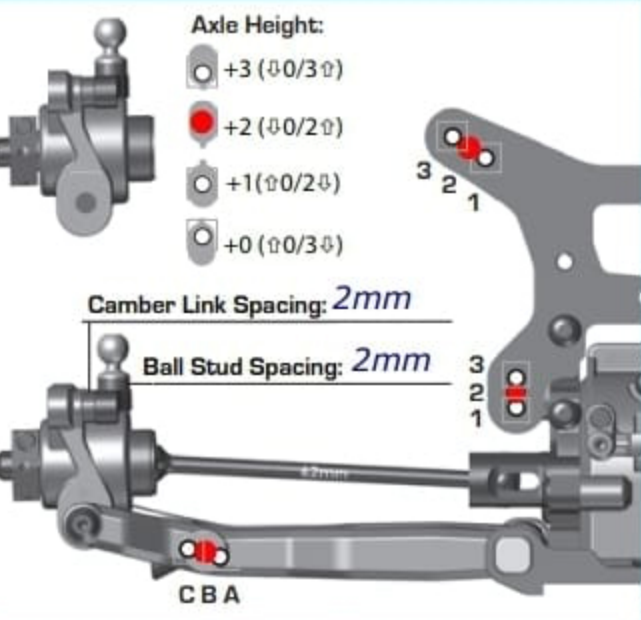
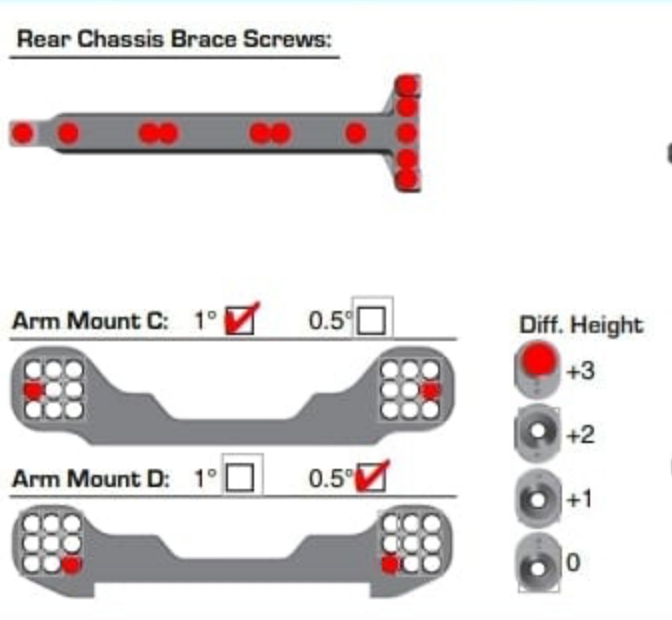
Front Suspension

Ride Height: 13
 Camber: -1
 Toe: 1 out
 Anti-Roll Bar: 1.9mm
 Arm Type: hard
 Wheelbase Shim: 3mm in front of arm
 Wheel Hex: 5mm
 Caster Block: 8° 9° 10°
 Chassis Brace: Plastic Carbon
 Top Plate Brace: Yes No
 Front Axles: CVA DCV
 Composite Kit -5mm tower
 Arms dremelled back 2mm
 RDRP Rack



Rear Suspension

Ride Height: 13
 Camber: -1
 Anti-Roll Bar: 1.9
 Arm Type: hard
 Wheelbase Shim: in front of arm
 Wheel Hex: 6mm
 CVA Bone Length: 62mm
 Chassis Brace: Plastic Carbon
 Hub Spacing: Fwd Mid Back
 Composite Kit -5mm tower



Electronics, Drivetrain

Radio: m17 Servo: _____
 EPA: Throttle: 100% Brake: 60%
 ESC: Reedy blackbox 510r
 ESC Settings:
 Motor: 5.5 Timing: 20
 Pinion: 19 Spur: 78
 Battery: 5800mAh Reedy zapper
 Battery Position: forward

Front Fluid: 15k / 4 grs
 Gears: Plastic Metal
 Center Fluid: _____ / _____ grs
 Gears: Plastic Metal
 Rear Fluid: 10k / 4 grs
 Gears: Plastic Metal
 Slipper Clutch:
 # of Pads 3

Shocks	Front	Rear
Piston:	<u>2x1.6 flat</u>	<u>2x1.7 flat</u>
Fluid:	<u>47.5</u>	<u>37.5</u>
Spring:	<u>yellow v2</u>	<u>Blue v2</u>
Limiters:	<u>0</u>	<u>0</u>
Stroke:	<u>21.5</u>	<u>28</u>
Eyelet Length:	<u>long</u>	<u>long</u>
Cup Offset:	<u>+5</u>	<u>0</u>
Notes:	<u>b6.1 shock body and shaft lengths all round</u>	



Track Info, Tires & Aero

Size: Small Medium Large Extra Large
 Surface: Dirt Carpet Astroturf Multi Surface
 Traction: Low Medium High Very High
 Moisture: Dry Damp Wet
 Condition: Indoor Outdoor Dusty Hard Packed
 Bumpy Grooved Smooth Loamy
 Temperature: Ambient: _____ Humidity: _____
 Notes: _____

Front Tires: cactus fusion
 Front Compound: yellow
 Front Insert: schumacher med
 Rear Tires: cactus
 Rear Compound: yellow
 Rear Insert: schumacher med
 Wheel (F/R): AE
 Notes: 1/2 of front sidewall glued, outer off rears

Body: kit
 Wing: kit
 Wing Angle: 0° 6°
 Front Wing Yes No
 Weights:
 Total Vehicle Weight: 1780

Comments

Comments: _____